

002 FILTRITE LIQUID CHLORINE

Clark Rubber

Chemwatch: 5630-65

Version No: 3.1

Safety Data Sheet according to Work Health and Safety Regulations (Hazardous Chemicals) 2023 and ADG requirements

Chemwatch Hazard Alert Code: 3

Issue Date: 28/06/2024

Print Date: 31/01/2025

S.GHS.AUS.EN.E

SECTION 1 Identification of the substance / mixture and of the company / undertaking

Product Identifier

Product name	002 FILTRITE LIQUID CHLORINE
Chemical Name	Not Applicable
Synonyms	Sodium hypochlorite
Proper shipping name	HYPOCHLORITE SOLUTION
Chemical formula	Not Applicable
Other means of identification	Not Available

Relevant identified uses of the substance or mixture and uses advised against

Relevant identified uses	Sanitiser and bleaching agent.
--------------------------	--------------------------------

Details of the manufacturer or supplier of the safety data sheet

Registered company name	Clark Rubber
Address	National Support Office, 1/12 Elizabeth Street, Hawthorn VIC 3122 Australia
Telephone	+61 3 8727 9914
Fax	+61 3 9729 3266
Website	https://www.clarkrubber.com.au
Email	reception@clarkrubber.com.au

Emergency telephone number



Association / Organisation	CHEMWATCH EMERGENCY RESPONSE (24/7)
Emergency telephone number(s)	+61 1800 951 288
Other emergency telephone number(s)	+61 3 9573 3188

SECTION 2 Hazards identification

Classification of the substance or mixture

Poisons Schedule	S5
Classification [1]	Corrosive to Metals Category 1, Skin Corrosion/Irritation Category 1B, Serious Eye Damage/Eye Irritation Category 1, Hazardous to the Aquatic Environment Long-Term Hazard Category 1
Legend:	1. Classified by Chemwatch; 2. Classification drawn from HCIS; 3. Classification drawn from Regulation (EU) No 1272/2008 - Annex VI

Label elements

Hazard pictogram(s)	 
---------------------	---

Signal word	Danger
-------------	--------

Hazard statement(s)

H290	May be corrosive to metals.
H314	Causes severe skin burns and eye damage.
H410	Very toxic to aquatic life with long lasting effects.
AUH031	Contact with acid liberates toxic gas.

Precautionary statement(s) Prevention

P260	Do not breathe mist/vapours/spray.
P264	Wash all exposed external body areas thoroughly after handling.
P280	Wear protective gloves, protective clothing, eye protection and face protection.
P234	Keep only in original packaging.
P273	Avoid release to the environment.

Precautionary statement(s) Response

P301+P330+P331	IF SWALLOWED: Rinse mouth. Do NOT induce vomiting.
P303+P361+P353	IF ON SKIN (or hair): Take off immediately all contaminated clothing. Rinse skin with water [or shower].
P305+P351+P338	IF IN EYES: Rinse cautiously with water for several minutes. Remove contact lenses, if present and easy to do. Continue rinsing.
P310	Immediately call a POISON CENTER/doctor/physician/first aider.
P363	Wash contaminated clothing before reuse.
P390	Absorb spillage to prevent material damage.
P391	Collect spillage.
P304+P340	IF INHALED: Remove person to fresh air and keep comfortable for breathing.

Precautionary statement(s) Storage

P405	Store locked up.
------	------------------

Precautionary statement(s) Disposal

P501	Dispose of contents/container to authorised hazardous or special waste collection point in accordance with any local regulation.
------	--

SECTION 3 Composition / information on ingredients

Substances

See section below for composition of Mixtures

Mixtures

CAS No	%[weight]	Name
7681-52-9	10-<30	sodium hypochlorite
1310-73-2	<1	sodium hydroxide

Legend:	1. Classified by Chemwatch; 2. Classification drawn from HCIS; 3. Classification drawn from Regulation (EU) No 1272/2008 - Annex VI; 4. Classification drawn from C&L; * EU IOELVs available
---------	--

SECTION 4 First aid measures

Description of first aid measures

Eye Contact	<p>If this product comes in contact with the eyes:</p> <ul style="list-style-type: none">▶ Immediately hold eyelids apart and flush the eye continuously with running water.▶ Ensure complete irrigation of the eye by keeping eyelids apart and away from eye and moving the eyelids by occasionally lifting the upper and lower lids.▶ Continue flushing until advised to stop by the Poisons Information Centre or a doctor, or for at least 15 minutes.▶ Transport to hospital or doctor without delay.▶ Removal of contact lenses after an eye injury should only be undertaken by skilled personnel.
Skin Contact	<p>If skin or hair contact occurs:</p> <ul style="list-style-type: none">▶ Immediately flush body and clothes with large amounts of water, using safety shower if available.▶ Quickly remove all contaminated clothing, including footwear.▶ Wash skin and hair with running water. Continue flushing with water until advised to stop by the Poisons Information Centre.

Continued...

002 FILTRITE LIQUID CHLORINE

<p>Inhalation</p>	<ul style="list-style-type: none"> ▶ Transport to hospital, or doctor. ▶ If fumes or combustion products are inhaled remove from contaminated area. ▶ Lay patient down. Keep warm and rested. ▶ Prostheses such as false teeth, which may block airway, should be removed, where possible, prior to initiating first aid procedures. ▶ Apply artificial respiration if not breathing, preferably with a demand valve resuscitator, bag-valve mask device, or pocket mask as trained. Perform CPR if necessary. ▶ Transport to hospital, or doctor. ▶ Inhalation of vapours or aerosols (mists, fumes) may cause lung oedema. ▶ Corrosive substances may cause lung damage (e.g. lung oedema, fluid in the lungs). ▶ As this reaction may be delayed up to 24 hours after exposure, affected individuals need complete rest (preferably in semi-recumbent posture) and must be kept under medical observation even if no symptoms are (yet) manifested. ▶ Before any such manifestation, the administration of a spray containing a dexamethasone derivative or beclomethasone derivative may be considered. <p>This must definitely be left to a doctor or person authorised by him/her. (ICSC13719)</p>
<p>Ingestion</p>	<ul style="list-style-type: none"> ▶ For advice, contact a Poisons Information Centre or a doctor at once. ▶ Urgent hospital treatment is likely to be needed. ▶ If swallowed do NOT induce vomiting. ▶ If vomiting occurs, lean patient forward or place on left side (head-down position, if possible) to maintain open airway and prevent aspiration. ▶ Observe the patient carefully. ▶ Never give liquid to a person showing signs of being sleepy or with reduced awareness; i.e. becoming unconscious. ▶ Give water to rinse out mouth, then provide liquid slowly and as much as casualty can comfortably drink. ▶ Transport to hospital or doctor without delay.

Indication of any immediate medical attention and special treatment needed

For acute or repeated exposures to hypochlorite solutions:

- ▶ Release of small amounts of hypochlorous acid and acid gases from the stomach following ingestion, is usually too low to cause damage but may be irritating to mucous membranes. Buffering with antacid may be helpful if discomfort is evident.
- ▶ Evaluate as potential caustic exposure.
- ▶ Decontaminate skin and eyes with copious saline irrigation. Check exposed eyes for corneal abrasions with fluorescein staining.
- ▶ Emesis or lavage and catharsis may be indicated for mild caustic exposure.
- ▶ Chlorine exposures require evaluation of acid/base and respiratory status.
- ▶ Inhalation of vapours or mists may result in pulmonary oedema.

ELLENHORN and BARCELOUX: Medical Toxicology.

Excellent warning properties force rapid escape of personnel from chlorine vapour thus most inhalations are mild to moderate. If escape is not possible, exposure to high concentrations for a very short time can result in dyspnea, haemophysis and cyanosis with later complications being tracheobroncho-pneumonitis and pulmonary oedema. Oxygen, intermittent positive pressure breathing apparatus and aerosolised bronchodilators are of therapeutic value where chlorine inhalation has been light to moderate. Severe inhalation should result in hospitalisation and treatment for a respiratory emergency.

Any chlorine inhalation in an individual with compromised pulmonary function (COPD) should be regarded as a severe inhalation and a respiratory emergency.

[CCINFO, Dow 1988]

Effects from exposure to chlorine gas include pulmonary oedema which may be delayed. Observation in hospital for 48 hours is recommended

Diagnosed asthmatics and those people suffering from certain types of chronic bronchitis should receive medical approval before being employed in occupations involving chlorine exposure.

If burn is present, treat as any thermal burn, after decontamination.

for corrosives:

BASIC TREATMENT

- ▶ Establish a patent airway with suction where necessary.
- ▶ Watch for signs of respiratory insufficiency and assist ventilation as necessary.
- ▶ Administer oxygen by non-rebreather mask at 10 to 15 l/min.
- ▶ Monitor and treat, where necessary, for pulmonary oedema .
- ▶ Monitor and treat, where necessary, for shock.
- ▶ Anticipate seizures.
- ▶ Where eyes have been exposed, flush immediately with water and continue to irrigate with normal saline during transport to hospital.
- ▶ **DO NOT use emetics.** Where ingestion is suspected rinse mouth and give up to 200 ml water (5 ml/kg recommended) for dilution where patient is able to swallow, has a strong gag reflex and does not drool.
- ▶ Skin burns should be covered with dry, sterile bandages, following decontamination.
- ▶ **DO NOT attempt neutralisation as exothermic reaction may occur.**

ADVANCED TREATMENT

- ▶ Consider orotracheal or nasotracheal intubation for airway control in unconscious patient or where respiratory arrest has occurred.
- ▶ Positive-pressure ventilation using a bag-valve mask might be of use.
- ▶ Monitor and treat, where necessary, for arrhythmias.
- ▶ Start an IV D5W TKO. If signs of hypovolaemia are present use lactated Ringers solution. Fluid overload might create complications.
- ▶ Drug therapy should be considered for pulmonary oedema.
- ▶ Hypotension with signs of hypovolaemia requires the cautious administration of fluids. Fluid overload might create complications.
- ▶ Treat seizures with diazepam.
- ▶ Proparacaine hydrochloride should be used to assist eye irrigation.

Continued...

EMERGENCY DEPARTMENT

- Laboratory analysis of complete blood count, serum electrolytes, BUN, creatinine, glucose, urinalysis, baseline for serum aminotransferases (ALT and AST), calcium, phosphorus and magnesium, may assist in establishing a treatment regime.
 - Positive end-expiratory pressure (PEEP)-assisted ventilation may be required for acute parenchymal injury or adult respiratory distress syndrome.
 - Consider endoscopy to evaluate oral injury.
 - Consult a toxicologist as necessary.
- BRONSTEIN, A.C. and CURRANCE, P.L. *EMERGENCY CARE FOR HAZARDOUS MATERIALS EXPOSURE: 2nd Ed. 1994*
- Depending on the degree of exposure, periodic medical examination is indicated. The symptoms of lung oedema often do not manifest until a few hours have passed and they are aggravated by physical effort. Rest and medical observation is therefore essential. Immediate administration of an appropriate spray, by a doctor or a person authorised by him/her should be considered.
- (ICSC24419/24421

SECTION 5 Firefighting measures

Extinguishing media

- Water spray or fog.
- Foam.
- Dry chemical powder.
- BCF (where regulations permit).
- Carbon dioxide.

Special hazards arising from the substrate or mixture

Fire Incompatibility	None known.
----------------------	-------------

Advice for firefighters

Fire Fighting	<ul style="list-style-type: none">▸ Alert Fire Brigade and tell them location and nature of hazard.▸ Wear full body protective clothing with breathing apparatus.▸ Prevent, by any means available, spillage from entering drains or water course.▸ Use fire fighting procedures suitable for surrounding area.▸ Do not approach containers suspected to be hot.▸ Cool fire exposed containers with water spray from a protected location.▸ If safe to do so, remove containers from path of fire.▸ Equipment should be thoroughly decontaminated after use.
Fire/Explosion Hazard	<ul style="list-style-type: none">▸ Non combustible.▸ Not considered a significant fire risk, however containers may burn. Decomposition may produce toxic fumes of: hydrogen chloride May emit corrosive fumes.
HAZCHEM	2X

SECTION 6 Accidental release measures

Personal precautions, protective equipment and emergency procedures

See section 8

Environmental precautions

See section 12

Methods and material for containment and cleaning up

Minor Spills	<ul style="list-style-type: none">▸ Drains for storage or use areas should have retention basins for pH adjustments and dilution of spills before discharge or disposal of material.▸ Check regularly for spills and leaks.▸ Clean up all spills immediately.▸ Avoid breathing vapours and contact with skin and eyes.▸ Control personal contact with the substance, by using protective equipment.▸ Contain and absorb spill with sand, earth, inert material or vermiculite.▸ Wipe up.▸ Place in a suitable, labelled container for waste disposal.
Major Spills	<ul style="list-style-type: none">▸ Clear area of personnel and move upwind.▸ Alert Fire Brigade and tell them location and nature of hazard.▸ Wear full body protective clothing with breathing apparatus.▸ Prevent, by any means available, spillage from entering drains or water course.▸ Consider evacuation (or protect in place).▸ Stop leak if safe to do so.▸ Contain spill with sand, earth or vermiculite.▸ Collect recoverable product into labelled containers for recycling.▸ Neutralise/decontaminate residue (see Section 13 for specific agent).

002 FILTRITE LIQUID CHLORINE

- ▶ Collect solid residues and seal in labelled drums for disposal.
- ▶ Wash area and prevent runoff into drains.
- ▶ After clean up operations, decontaminate and launder all protective clothing and equipment before storing and re-using.
- ▶ If contamination of drains or waterways occurs, advise emergency services.

Personal Protective Equipment advice is contained in Section 8 of the SDS.

SECTION 7 Handling and storage

Precautions for safe handling

Safe handling	<ul style="list-style-type: none"> ▶ Avoid all personal contact, including inhalation. ▶ Wear protective clothing when risk of exposure occurs. ▶ Use in a well-ventilated area. ▶ Avoid contact with moisture. ▶ Avoid contact with incompatible materials. ▶ When handling, DO NOT eat, drink or smoke. ▶ Keep containers securely sealed when not in use. ▶ Avoid physical damage to containers. ▶ Always wash hands with soap and water after handling. ▶ Work clothes should be laundered separately. Launder contaminated clothing before re-use. ▶ Use good occupational work practice. ▶ Observe manufacturer's storage and handling recommendations contained within this SDS. ▶ Atmosphere should be regularly checked against established exposure standards to ensure safe working conditions are maintained. ▶ DO NOT allow clothing wet with material to stay in contact with skin
Other information	<ul style="list-style-type: none"> ▶ Store in original containers. ▶ Keep containers securely sealed. ▶ Store in a cool, dry, well-ventilated area. ▶ Store away from incompatible materials and foodstuff containers. ▶ Protect containers against physical damage and check regularly for leaks. ▶ Observe manufacturer's storage and handling recommendations contained within this SDS.

Conditions for safe storage, including any incompatibilities

Suitable container	<p>Liquid inorganic hypochlorites shall not be transported in unlined metal drums. Inner packagings shall be fitted with vented closures and plastics drums and carboys shall have vented closures or be performance tested to a minimum of 250 kPa. All non-vented packagings shall be filled so that the ullage is at least 10% at 21-25 deg.C. Vented packagings may be filled to an ullage not less than 5% at 21-25 deg.C, provided that this ullage does not result in leakage from, nor distortion of, the packaging.</p> <ul style="list-style-type: none"> ▶ Lined metal can, lined metal pail/ can. ▶ Plastic pail. ▶ Polyliner drum. ▶ Packing as recommended by manufacturer. ▶ Check all containers are clearly labelled and free from leaks. <p>For low viscosity materials</p> <ul style="list-style-type: none"> ▶ Drums and jerricans must be of the non-removable head type. ▶ Where a can is to be used as an inner package, the can must have a screwed enclosure. <p>For materials with a viscosity of at least 2680 cSt. (23 deg. C) and solids (between 15 C deg. and 40 deg C.):</p> <ul style="list-style-type: none"> ▶ Removable head packaging; ▶ Cans with friction closures and ▶ low pressure tubes and cartridges <p>may be used.</p> <p>-</p> <p>Where combination packages are used, and the inner packages are of glass, porcelain or stoneware, there must be sufficient inert cushioning material in contact with inner and outer packages unless the outer packaging is a close fitting moulded plastic box and the substances are not incompatible with the plastic.</p>
Storage incompatibility	<ul style="list-style-type: none"> ▶ Contact with acids produces toxic fumes ▶ Presence of rust (iron oxide) or other metal oxides catalyses decomposition of inorganic hypochlorites. ▶ Contact with water can cause heating and decomposition giving off chlorine and oxygen gases. Solid hypochlorites in contact with water or moisture may generate sufficient heat to ignite combustible materials. Thermal decomposition can be sustained in the absence of oxygen. ▶ Contact with acids produces toxic fumes of chlorine. ▶ Bottles of strong sodium hypochlorite solution (10-14% available chlorine) burst in storage due to failure of the cap designed to vent oxygen slowly during storage. A hot summer may have exacerbated the situation. Vent caps should be checked regularly (using full personal protection) and hypochlorites should not be stored in direct sunlight or at temperatures exceeding 18 deg. C ▶ Anhydrous solid hypochlorite may decompose violently on heating or if subject to friction. ▶ Inorganic hypochlorites reacts violently with many incompatible materials including fuels, oils, wood, paper, etc. which become readily ignitable. Avoid contact with peroxides glycerine, lubricating oil, combustibles, amines, solvents, charcoal, metal oxides and salts, copper , mercaptan, sulfur, organic sulfides, turpentine. ▶ Contact of hypochlorites with nitromethane, alcohols, glycerol, phenol or diethylene glycol monomethyl ether results in ignition. ▶ Ammonia or primary aliphatic or aromatic amines may react with hypochlorites to form N-mono- or di-chloramines which are explosively unstable (but less so than nitrogen trichloride). Contact in drains between effluents containing ammonium salts and hypochlorites and acid lead to the formation of nitrogen trichloride which decomposed explosively. Whilst cleaning a

Continued...

- brewery tank, reaction between an acidified ammonium sulfate cleaning preparation and sodium hypochlorite, lead nitrogen chloride formation and violent explosion
- ▶ Interaction of ethyleneimine (aziridine) with hypochlorites gives an explosive N-chloro compound
 - ▶ Interaction of metal hypochlorites with nitrogenous materials may lead to the formation of nitrogen trichloride with explosive decomposition.
 - ▶ Metal oxides catalyse the oxygen decomposition of the hypochlorite.
 - ▶ Heating with carbon under confinement can result in explosion. Explosive interaction has occurred with carbonised food residues. After an attempt to clean these using bleach, and after heating, sodium chlorate appears to have been formed with consequent violent explosion
 - ▶ Removal of formic acid from industrial waste streams with sodium hypochlorite solutions produced explosion at 55 deg. C.
 - ▶ Explosions following reaction with methanol are attributed to formation of methyl hypochlorite.
 - ▶ When finely divided materials such as sugar, wood dust and paper are contaminated with hypochlorite solution they burn more readily when dry.
 - ▶ Calcium hypochlorite with over 60% "active" chlorine ignites on contact with lubricating oils, damp sulfur, organic thiols or sulfides
 - ▶ Incompatible with sanitising bowl cleaners containing bisulfites.
- Contact with acids produces toxic fumes of chlorine
- ▶ Avoid any contamination of this material as it is very reactive and any contamination is potentially hazardous

SECTION 8 Exposure controls / personal protection

Control parameters

Occupational Exposure Limits (OEL)

INGREDIENT DATA

Source	Ingredient	Material name	TWA	STEL	Peak	Notes
Australia Exposure Standards	sodium hydroxide	Sodium hydroxide	Not Available	Not Available	2 mg/m3	Not Available


Ingredient	Original IDLH	Revised IDLH
sodium hypochlorite	Not Available	Not Available
sodium hydroxide	10 mg/m3	Not Available

Exposure controls

Appropriate engineering controls	<p>Engineering controls are used to remove a hazard or place a barrier between the worker and the hazard. Well-designed engineering controls can be highly effective in protecting workers and will typically be independent of worker interactions to provide this high level of protection.</p> <p>The basic types of engineering controls are:</p> <p>Process controls which involve changing the way a job activity or process is done to reduce the risk.</p> <p>Enclosure and/or isolation of emission source which keeps a selected hazard "physically" away from the worker and ventilation that strategically "adds" and "removes" air in the work environment. Ventilation can remove or dilute an air contaminant if designed properly. The design of a ventilation system must match the particular process and chemical or contaminant in use. Employers may need to use multiple types of controls to prevent employee overexposure.</p> <p>General exhaust is adequate under normal operating conditions. Local exhaust ventilation may be required in special circumstances. If risk of overexposure exists, wear approved respirator. Supplied-air type respirator may be required in special circumstances. Correct fit is essential to ensure adequate protection. Provide adequate ventilation in warehouses and enclosed storage areas. Air contaminants generated in the workplace possess varying "escape" velocities which, in turn, determine the "capture velocities" of fresh circulating air required to effectively remove the contaminant.</p> <table><tr><td>Type of Contaminant:</td><td>Air Speed:</td></tr><tr><td>solvent, vapours, degreasing etc., evaporating from tank (in still air).</td><td>0.25-0.5 m/s (50-100 f/min)</td></tr><tr><td>aerosols, fumes from pouring operations, intermittent container filling, low speed conveyer transfers, welding, spray drift, plating acid fumes, pickling (released at low velocity into zone of active generation)</td><td>0.5-1 m/s (100-200 f/min.)</td></tr><tr><td>direct spray, spray painting in shallow booths, drum filling, conveyer loading, crusher dusts, gas discharge (active generation into zone of rapid air motion)</td><td>1-2.5 m/s (200-500 f/min.)</td></tr><tr><td>grinding, abrasive blasting, tumbling, high speed wheel generated dusts (released at high initial velocity into zone of very high rapid air motion)</td><td>2.5-10 m/s (500-2000 f/min.)</td></tr></table> <p>Within each range the appropriate value depends on:</p> <table><tr><td>Lower end of the range</td><td>Upper end of the range</td></tr><tr><td>1: Room air currents minimal or favourable to capture</td><td>1: Disturbing room air currents</td></tr><tr><td>2: Contaminants of low toxicity or of nuisance value only.</td><td>2: Contaminants of high toxicity</td></tr><tr><td>3: Intermittent, low production.</td><td>3: High production, heavy use</td></tr><tr><td>4: Large hood or large air mass in motion</td><td>4: Small hood-local control only</td></tr></table> <p>Simple theory shows that air velocity falls rapidly with distance away from the opening of a simple extraction pipe. Velocity generally decreases with the square of distance from the extraction point (in simple cases). Therefore the air speed at the</p>	Type of Contaminant:	Air Speed:	solvent, vapours, degreasing etc., evaporating from tank (in still air).	0.25-0.5 m/s (50-100 f/min)	aerosols, fumes from pouring operations, intermittent container filling, low speed conveyer transfers, welding, spray drift, plating acid fumes, pickling (released at low velocity into zone of active generation)	0.5-1 m/s (100-200 f/min.)	direct spray, spray painting in shallow booths, drum filling, conveyer loading, crusher dusts, gas discharge (active generation into zone of rapid air motion)	1-2.5 m/s (200-500 f/min.)	grinding, abrasive blasting, tumbling, high speed wheel generated dusts (released at high initial velocity into zone of very high rapid air motion)	2.5-10 m/s (500-2000 f/min.)	Lower end of the range	Upper end of the range	1: Room air currents minimal or favourable to capture	1: Disturbing room air currents	2: Contaminants of low toxicity or of nuisance value only.	2: Contaminants of high toxicity	3: Intermittent, low production.	3: High production, heavy use	4: Large hood or large air mass in motion	4: Small hood-local control only
Type of Contaminant:	Air Speed:																				
solvent, vapours, degreasing etc., evaporating from tank (in still air).	0.25-0.5 m/s (50-100 f/min)																				
aerosols, fumes from pouring operations, intermittent container filling, low speed conveyer transfers, welding, spray drift, plating acid fumes, pickling (released at low velocity into zone of active generation)	0.5-1 m/s (100-200 f/min.)																				
direct spray, spray painting in shallow booths, drum filling, conveyer loading, crusher dusts, gas discharge (active generation into zone of rapid air motion)	1-2.5 m/s (200-500 f/min.)																				
grinding, abrasive blasting, tumbling, high speed wheel generated dusts (released at high initial velocity into zone of very high rapid air motion)	2.5-10 m/s (500-2000 f/min.)																				
Lower end of the range	Upper end of the range																				
1: Room air currents minimal or favourable to capture	1: Disturbing room air currents																				
2: Contaminants of low toxicity or of nuisance value only.	2: Contaminants of high toxicity																				
3: Intermittent, low production.	3: High production, heavy use																				
4: Large hood or large air mass in motion	4: Small hood-local control only																				

Continued...

002 FILTRITE LIQUID CHLORINE

	extraction point should be adjusted, accordingly, after reference to distance from the contaminating source. The air velocity at the extraction fan, for example, should be a minimum of 1-2 m/s (200-400 f/min) for extraction of solvents generated in a tank 2 meters distant from the extraction point. Other mechanical considerations, producing performance deficits within the extraction apparatus, make it essential that theoretical air velocities are multiplied by factors of 10 or more when extraction systems are installed or used.
Individual protection measures, such as personal protective equipment	
Eye and face protection	<ul style="list-style-type: none"> ▶ Chemical goggles. ▶ Full face shield may be required for supplementary but never for primary protection of eyes. ▶ Contact lenses may pose a special hazard; soft contact lenses may absorb and concentrate irritants. A written policy document, describing the wearing of lenses or restrictions on use, should be created for each workplace or task. This should include a review of lens absorption and adsorption for the class of chemicals in use and an account of injury experience. Medical and first-aid personnel should be trained in their removal and suitable equipment should be readily available. In the event of chemical exposure, begin eye irrigation immediately and remove contact lens as soon as practicable. Lens should be removed at the first signs of eye redness or irritation - lens should be removed in a clean environment only after workers have washed hands thoroughly. [CDC NIOSH Current Intelligence Bulletin 59], [AS/NZS 1336 or national equivalent]
Skin protection	See Hand protection below
Hands/feet protection	<ul style="list-style-type: none"> ▶ Wear chemical protective gloves, e.g. PVC. ▶ Wear safety footwear or safety gumboots, e.g. Rubber ▶ When handling corrosive liquids, wear trousers or overalls outside of boots, to avoid spills entering boots. <p>NOTE:</p> <ul style="list-style-type: none"> ▶ The material may produce skin sensitisation in predisposed individuals. Care must be taken, when removing gloves and other protective equipment, to avoid all possible skin contact. ▶ Contaminated leather items, such as shoes, belts and watch-bands should be removed and destroyed. <p>The selection of suitable gloves does not only depend on the material, but also on further marks of quality which vary from manufacturer to manufacturer. Where the chemical is a preparation of several substances, the resistance of the glove material can not be calculated in advance and has therefore to be checked prior to the application.</p> <p>The exact break through time for substances has to be obtained from the manufacturer of the protective gloves and has to be observed when making a final choice.</p> <p>Personal hygiene is a key element of effective hand care. Gloves must only be worn on clean hands. After using gloves, hands should be washed and dried thoroughly. Application of a non-perfumed moisturiser is recommended.</p> <p>Suitability and durability of glove type is dependent on usage. Important factors in the selection of gloves include:</p> <ul style="list-style-type: none"> · frequency and duration of contact, · chemical resistance of glove material, · glove thickness and · dexterity <p>Select gloves tested to a relevant standard (e.g. Europe EN 374, US F739, AS/NZS 2161.1 or national equivalent).</p> <ul style="list-style-type: none"> · When prolonged or frequently repeated contact may occur, a glove with a protection class of 5 or higher (breakthrough time greater than 240 minutes according to EN 374, AS/NZS 2161.10.1 or national equivalent) is recommended. · When only brief contact is expected, a glove with a protection class of 3 or higher (breakthrough time greater than 60 minutes according to EN 374, AS/NZS 2161.10.1 or national equivalent) is recommended. · Some glove polymer types are less affected by movement and this should be taken into account when considering gloves for long-term use. · Contaminated gloves should be replaced. <p>As defined in ASTM F-739-96 in any application, gloves are rated as:</p> <ul style="list-style-type: none"> · Excellent when breakthrough time > 480 min · Good when breakthrough time > 20 min · Fair when breakthrough time < 20 min · Poor when glove material degrades <p>For general applications, gloves with a thickness typically greater than 0.35 mm, are recommended.</p> <p>It should be emphasised that glove thickness is not necessarily a good predictor of glove resistance to a specific chemical, as the permeation efficiency of the glove will be dependent on the exact composition of the glove material. Therefore, glove selection should also be based on consideration of the task requirements and knowledge of breakthrough times.</p> <p>Glove thickness may also vary depending on the glove manufacturer, the glove type and the glove model. Therefore, the manufacturers technical data should always be taken into account to ensure selection of the most appropriate glove for the task.</p> <p>Note: Depending on the activity being conducted, gloves of varying thickness may be required for specific tasks. For example:</p> <ul style="list-style-type: none"> · Thinner gloves (down to 0.1 mm or less) may be required where a high degree of manual dexterity is needed. However, these gloves are only likely to give short duration protection and would normally be just for single use applications, then disposed of. · Thicker gloves (up to 3 mm or more) may be required where there is a mechanical (as well as a chemical) risk i.e. where there is abrasion or puncture potential <p>Gloves must only be worn on clean hands. After using gloves, hands should be washed and dried thoroughly. Application of a non-perfumed moisturiser is recommended.</p>
Body protection	See Other protection below
Other protection	<ul style="list-style-type: none"> ▶ Overalls. ▶ PVC Apron. ▶ PVC protective suit may be required if exposure severe. ▶ Eyewash unit. ▶ Ensure there is ready access to a safety shower.

002 FILTRITE LIQUID CHLORINE

Glove selection is based on a modified presentation of the:

"Forsberg Clothing Performance Index".

The effect(s) of the following substance(s) are taken into account in the **computer-generated** selection:

002 FILTRITE LIQUID CHLORINE

Material	CPI
NATURAL RUBBER	A
NATURAL+NEOPRENE	A
NEOPRENE	A
NITRILE	A
NITRILE+PVC	A
PVC	A
BUTYL	C
NAT+NEOPR+NITRILE	C
NEOPRENE/NATURAL	C
PE	C
PE/EVAL/PE	C
SARANEX-23	C
SARANEX-23 2-PLY	C
TEFLON	C
VITON/CHLOROBUTYL	C

* CPI - Chemwatch Performance Index

A: Best Selection

B: Satisfactory; may degrade after 4 hours continuous immersion

C: Poor to Dangerous Choice for other than short term immersion

NOTE: As a series of factors will influence the actual performance of the glove, a final selection must be based on detailed observation. -

* Where the glove is to be used on a short term, casual or infrequent basis, factors such as "feel" or convenience (e.g. disposability), may dictate a choice of gloves which might otherwise be unsuitable following long-term or frequent use. A qualified practitioner should be consulted.

Ansell Glove Selection

Glove — In order of recommendation
AlphaTec 02-100
AlphaTec® Solvex® 37-185
AlphaTec® 38-612
AlphaTec® 58-008
AlphaTec® 58-530B
AlphaTec® 58-530W
AlphaTec® 58-735
AlphaTec® 79-700
AlphaTec® Solvex® 37-675
DermaShield™ 73-711

The suggested gloves for use should be confirmed with the glove supplier.

Type B-P Filter of sufficient capacity. (AS/NZS 1716 & 1715, EN 143:2000 & 149:2001, ANSI Z88 or national equivalent)

Selection of the Class and Type of respirator will depend upon the level of breathing zone contaminant and the chemical nature of the contaminant. Protection Factors (defined as the ratio of contaminant outside and inside the mask) may also be important.

Required minimum protection factor	Maximum gas/vapour concentration present in air p.p.m. (by volume)	Half-face Respirator	Full-Face Respirator
up to 10	1000	B-AUS / Class1 P2	-
up to 50	1000	-	B-AUS / Class 1 P2
up to 50	5000	Airline *	-
up to 100	5000	-	B-2 P2
up to 100	10000	-	B-3 P2
100+			Airline**

* - Continuous Flow ** - Continuous-flow or positive pressure demand
A(All classes) = Organic vapours, B AUS or B1 = Acid gasses, B2 = Acid gas or hydrogen cyanide(HCN), B3 = Acid gas or hydrogen cyanide(HCN), E = Sulfur dioxide(SO2), G = Agricultural chemicals, K = Ammonia(NH3), Hg = Mercury, NO = Oxides of nitrogen, MB = Methyl bromide, AX = Low boiling point organic compounds(below 65 degC)

- Respirators may be necessary when engineering and administrative controls do not adequately prevent exposures.
- The decision to use respiratory protection should be based on professional judgment that takes into account toxicity information, exposure measurement data, and frequency and likelihood of the worker's exposure - ensure users are not subject to high thermal loads which may result in heat stress or distress due to personal protective equipment (powered, positive flow, full face apparatus may be an option).
- Published occupational exposure limits, where they exist, will assist in determining the adequacy of the selected respiratory protection. These may be government mandated or vendor recommended.
- Certified respirators will be useful for protecting workers from inhalation of particulates when properly selected and fit tested as part of a complete respiratory protection program.
- Where protection from nuisance levels of dusts are desired, use type N95 (US) or type P1 (EN143) dust masks. Use respirators and components tested and approved under appropriate government standards such as NIOSH (US) or CEN (EU)
- Use approved positive flow mask if significant quantities of dust becomes airborne.
- Try to avoid creating dust conditions.

76b-p()

SECTION 9 Physical and chemical properties

Information on basic physical and chemical properties

Appearance	Pale yellow to green liquid with slight chlorine like odour; mixes with water.		
Physical state	Liquid	Relative density (Water = 1)	1.20 @20C
Odour	Not Available	Partition coefficient n-octanol / water	Not Available
Odour threshold	Not Available	Auto-ignition temperature (°C)	Not Applicable
pH (as supplied)	Not Available	Decomposition temperature (°C)	Not Available

Continued...

002 FILTRITE LIQUID CHLORINE

Melting point / freezing point (°C)	Not Available	Viscosity (cSt)	Not Available
Initial boiling point and boiling range (°C)	Not Available	Molecular weight (g/mol)	Not Applicable
Flash point (°C)	Not Applicable	Taste	Not Available
Evaporation rate	Not Available	Explosive properties	Not Available
Flammability	Not Applicable	Oxidising properties	Not Available
Upper Explosive Limit (%)	Not Applicable	Surface Tension (dyn/cm or mN/m)	Not Available
Lower Explosive Limit (%)	Not Applicable	Volatile Component (%vol)	Not Available
Vapour pressure (kPa)	Not Available	Gas group	Not Available
Solubility in water	Miscible	pH as a solution (1%)	12.5
Vapour density (Air = 1)	Not Available	VOC g/L	Not Available
Heat of Combustion (kJ/g)	Not Available	Ignition Distance (cm)	Not Available
Flame Height (cm)	Not Available	Flame Duration (s)	Not Available
Enclosed Space Ignition Time Equivalent (s/m3)	Not Available	Enclosed Space Ignition Deflagration Density (g/m3)	Not Available

SECTION 10 Stability and reactivity

Reactivity	See section 7
Chemical stability	<ul style="list-style-type: none"> ▶ Unstable in the presence of incompatible materials. ▶ Product is considered stable. ▶ Hazardous polymerisation will not occur.
Possibility of hazardous reactions	See section 7
Conditions to avoid	See section 7
Incompatible materials	See section 7
Hazardous decomposition products	See section 5

SECTION 11 Toxicological information

Information on toxicological effects

a) Acute Toxicity	Based on available data, the classification criteria are not met.
b) Skin Irritation/Corrosion	There is sufficient evidence to classify this material as skin corrosive or irritating.
c) Serious Eye Damage/Irritation	There is sufficient evidence to classify this material as eye damaging or irritating
d) Respiratory or Skin sensitisation	Based on available data, the classification criteria are not met.
e) Mutagenicity	Based on available data, the classification criteria are not met.
f) Carcinogenicity	Based on available data, the classification criteria are not met.
g) Reproductivity	Based on available data, the classification criteria are not met.
h) STOT - Single Exposure	Based on available data, the classification criteria are not met.
i) STOT - Repeated Exposure	Based on available data, the classification criteria are not met.
j) Aspiration Hazard	Based on available data, the classification criteria are not met.

Inhaled	<p>Chlorine vapour is extremely irritating to the airways and lungs, causing coughing, choking, breathing difficulty, chest pain, headache, vomiting, fluid accumulation in the lungs, chest infection and loss of consciousness. Effects may be delayed. Long term exposure (at workplace) may lead to corrosion of the teeth, irritate the linings of the nose and may increase the likelihood of developing tuberculosis. Recent studies have not confirmed these findings. Very low concentrations may irritate the eyes, nose and throat and cause the above reactions.</p> <p>The material can cause respiratory irritation in some persons. The body's response to such irritation can cause further lung damage.</p>
Ingestion	<p>The material can produce chemical burns within the oral cavity and gastrointestinal tract following ingestion. Accidental ingestion of the material may be damaging to the health of the individual.</p> <p>Swallowing hypochlorites may cause burning in the mouth and throat, abdominal cramps, nausea, vomiting, diarrhea, pain, inflammation of the mouth and stomach, low blood pressure, shock, confusion and delirium. Severe poisonings may lead to convulsion, coma and death. Hypochlorites irritate the mouth, throat and stomach; the hypochlorous acid liberated in the stomach can cause tearing of the stomach wall, with bleeding, and can be fatal.</p>
Skin Contact	The material can produce chemical burns following direct contact with the skin.

Continued...

002 FILTRITE LIQUID CHLORINE

	<p>Skin contact will result in rapid drying, bleaching, leading to chemical burns on prolonged contact</p> <p>Open cuts, abraded or irritated skin should not be exposed to this material</p> <p>Contact may cause severe itchiness, skin lesions and mild eczema. Exudation and sloughing may occur. Two patients were reported with chronic allergic dermatitis of the hand, related to sensitization to sodium hypochlorite as the active component of laundry bleach.</p> <p>Entry into the blood-stream, through, for example, cuts, abrasions or lesions, may produce systemic injury with harmful effects. Examine the skin prior to the use of the material and ensure that any external damage is suitably protected.</p>
Eye	<p>The material can produce chemical burns to the eye following direct contact. Vapours or mists may be extremely irritating. If applied to the eyes, this material causes severe eye damage.</p> <p>Hypochlorite in pool water at concentrations of 1 ppm chlorine or less is non irritating to eyes if the pH is higher than 7.2 (slightly alkaline); At lower pH sensation of stinging, smarting of eyes with transient reddening may occur but generally no injury.</p> <p>Eye contact with a 5% hypochlorite solution may produce a temporary burning discomfort and slight irritation of the epithelium of the cornea, but without injury.</p>
Chronic	<p>Repeated or prolonged exposure to corrosives may result in the erosion of teeth, inflammatory and ulcerative changes in the mouth and necrosis (rarely) of the jaw. Bronchial irritation, with cough, and frequent attacks of bronchial pneumonia may ensue. There has been some concern that this material can cause cancer or mutations but there is not enough data to make an assessment.</p> <p>Substance accumulation, in the human body, may occur and may cause some concern following repeated or long-term occupational exposure.</p> <p>There is limited evidence that, skin contact with this product is more likely to cause a sensitisation reaction in some persons compared to the general population.</p> <p>Reduced breathing capacity may result from chronic low level exposure to chlorine gas. Chronic poisoning may result in cough, severe chest pains, sore throat and blood in the phlegm. Moderate to severe exposures over 3 years produced decreased lung capacity in a number of workers.</p> <p>Delayed effects can include shortness of breath, violent headaches, lung swelling and pneumonia.</p> <p>Chloralkali workers exposed over many years showed fatigue, and a modest increase in anxiety and dizziness. There may be an increase in white blood cell and decrease in red blood cell count.</p>

002 FILTRITE LIQUID CHLORINE	TOXICITY	IRRITATION
	Not Available	Not Available
sodium hypochlorite	TOXICITY	IRRITATION
	Dermal (rabbit) LD50: >10000 mg/kg ^[1]	Eye (Rodent - rabbit): 1.31mg - Mild
	Inhalation (Rat) LC50: >2.625 mg/l4h ^[1]	Eye (Rodent - rabbit): 10mg - Moderate
	Oral (Mouse) LD50: 5800 mg/kg ^[2]	Eye: adverse effect observed (irritating) ^[1]
		Skin (Human): 4%/48H
		Skin: adverse effect observed (corrosive) ^[1]
sodium hydroxide	TOXICITY	IRRITATION
	Dermal (rabbit) LD50: 1350 mg/kg ^[2]	Eye (Primate - monkey): 1%/24H - Severe
	Oral (Rabbit) LD50: 325 mg/kg ^[1]	Eye (Rodent - rabbit): 1% - Severe
		Eye (Rodent - rabbit): 100mg
		Eye (Rodent - rabbit): 1mg/24H - Severe
		Eye (Rodent - rabbit): 1mg/30S - Severe
		Eye (Rodent - rabbit): 400ug - Mild
		Eye (Rodent - rabbit): 50ug/24H - Severe
		Eye: adverse effect observed (irritating) ^[1]
		Skin (Human): 0.15%/96H
		Skin (Human): 2%/24H - Mild
		Skin (Human): 2.50%/24H
		Skin (Rodent - rabbit): 500mg/24H - Severe
		Skin: adverse effect observed (corrosive) ^[1]

Legend:

1. Value obtained from Europe ECHA Registered Substances - Acute toxicity 2. Value obtained from manufacturer's SDS. Unless otherwise specified data extracted from RTECS - Register of Toxic Effect of chemical Substances

SODIUM HYPOCHLORITE	<p>as sodium hypochlorite pentahydrate</p> <p>Hypochlorite salts are classified by IARC as Group 3: NOT classifiable as to its carcinogenicity to humans. Evidence of carcinogenicity may be inadequate or limited in animal testing.</p> <p>The material may produce moderate eye irritation leading to inflammation. Repeated or prolonged exposure to irritants may produce conjunctivitis.</p>
----------------------------	---

Continued...

	Hypochlorite salts are extremely corrosive and can cause severe damage to the eyes and skin. A number of skin cancers have been observed in mice, when applied to their skin.
SODIUM HYDROXIDE	The material may produce severe irritation to the eye causing pronounced inflammation. Repeated or prolonged exposure to irritants may produce conjunctivitis. The material may cause severe skin irritation after prolonged or repeated exposure and may produce on contact skin redness, swelling, the production of vesicles, scaling and thickening of the skin. Repeated exposures may produce severe ulceration.
SODIUM HYPOCHLORITE & SODIUM HYDROXIDE	Asthma-like symptoms may continue for months or even years after exposure to the material ends. This may be due to a non-allergic condition known as reactive airways dysfunction syndrome (RADS) which can occur after exposure to high levels of highly irritating compound. Main criteria for diagnosing RADS include the absence of previous airways disease in a non-atopic individual, with sudden onset of persistent asthma-like symptoms within minutes to hours of a documented exposure to the irritant. Other criteria for diagnosis of RADS include a reversible airflow pattern on lung function tests, moderate to severe bronchial hyperreactivity on methacholine challenge testing, and the lack of minimal lymphocytic inflammation, without eosinophilia. RADS (or asthma) following an irritating inhalation is an infrequent disorder with rates related to the concentration of and duration of exposure to the irritating substance. On the other hand, industrial bronchitis is a disorder that occurs as a result of exposure due to high concentrations of irritating substance (often particles) and is completely reversible after exposure ceases. The disorder is characterized by difficulty breathing, cough and mucus production.

Acute Toxicity	✗	Carcinogenicity	✗
Skin Irritation/Corrosion	✓	Reproductivity	✗
Serious Eye Damage/Irritation	✓	STOT - Single Exposure	✗
Respiratory or Skin sensitisation	✗	STOT - Repeated Exposure	✗
Mutagenicity	✗	Aspiration Hazard	✗

Legend: ✗ – Data either not available or does not fill the criteria for classification
✓ – Data available to make classification

SECTION 12 Ecological information

Toxicity

002 FILTRITE LIQUID CHLORINE	Endpoint	Test Duration (hr)	Species	Value	Source
	Not Available	Not Available	Not Available	Not Available	Not Available
sodium hypochlorite	Endpoint	Test Duration (hr)	Species	Value	Source
	EC50	72h	Algae or other aquatic plants	0.018mg/l	2
	EC50	96h	Algae or other aquatic plants	~0.1~0.4mg/l	2
	NOEC(ECx)	72h	Algae or other aquatic plants	0.005mg/l	2
	EC50	48h	Crustacea	0.01mg/l	4
	LC50	96h	Fish	>0.023<0.052mg/L	4
sodium hydroxide	Endpoint	Test Duration (hr)	Species	Value	Source
	EC50(ECx)	48h	Crustacea	34.59-47.13mg/l	4
	EC50	48h	Crustacea	34.59-47.13mg/l	4
	LC50	96h	Fish	144-267mg/l	4
Legend:	Extracted from 1. IUCLID Toxicity Data 2. Europe ECHA Registered Substances - Ecotoxicological Information - Aquatic Toxicity 4. US EPA, Ecotox database - Aquatic Toxicity Data 5. ECETOC Aquatic Hazard Assessment Data 6. NITE (Japan) - Bioconcentration Data 7. METI (Japan) - Bioconcentration Data 8. Vendor Data				

Very toxic to aquatic organisms, may cause long-term adverse effects in the aquatic environment.
Prevent, by any means available, spillage from entering drains or water courses.
DO NOT discharge into sewer or waterways.

Persistence and degradability

Ingredient	Persistence: Water/Soil	Persistence: Air
sodium hydroxide	LOW	LOW

Bioaccumulative potential

Ingredient	Bioaccumulation
sodium hydroxide	LOW (LogKOW = -3.88)

Mobility in soil

Ingredient	Mobility
sodium hydroxide	LOW (Log KOC = 14.3)



SECTION 13 Disposal considerations

Waste treatment methods

Product / Packaging disposal	<ul style="list-style-type: none">Containers may still present a chemical hazard/ danger when empty.Return to supplier for reuse/ recycling if possible. Otherwise: <ul style="list-style-type: none">If container can not be cleaned sufficiently well to ensure that residuals do not remain or if the container cannot be used to store the same product, then puncture containers, to prevent re-use, and bury at an authorised landfill.Where possible retain label warnings and SDS and observe all notices pertaining to the product. Legislation addressing waste disposal requirements may differ by country, state and/ or territory. Each user must refer to laws operating in their area. In some areas, certain wastes must be tracked. A Hierarchy of Controls seems to be common - the user should investigate: <ul style="list-style-type: none">ReductionReuseRecyclingDisposal (if all else fails)
	<p>This material may be recycled if unused, or if it has not been contaminated so as to make it unsuitable for its intended use. If it has been contaminated, it may be possible to reclaim the product by filtration, distillation or some other means. Shelf life considerations should also be applied in making decisions of this type. Note that properties of a material may change in use, and recycling or reuse may not always be appropriate.</p> <ul style="list-style-type: none">DO NOT allow wash water from cleaning or process equipment to enter drains.It may be necessary to collect all wash water for treatment before disposal.In all cases disposal to sewer may be subject to local laws and regulations and these should be considered first.Where in doubt contact the responsible authority.Recycle wherever possible.Consult manufacturer for recycling options or consult local or regional waste management authority for disposal if no suitable treatment or disposal facility can be identified.Treat and neutralise at an approved treatment plant. Treatment should involve: Neutralisation followed by: burial in a land-fill specifically licensed to accept chemical and / or pharmaceutical wastes or Incineration in a licensed apparatus (after admixture with suitable combustible material)Decontaminate empty containers. Observe all label safeguards until containers are cleaned and destroyed.

SECTION 14 Transport information

Labels Required

	
Marine Pollutant	
HAZCHEM	2X

Land transport (ADG)

14.1. UN number or ID number	1791	
14.2. UN proper shipping name	HYPOCHLORITE SOLUTION	
14.3. Transport hazard class(es)	Class	8
	Subsidiary Hazard	Not Applicable
14.4. Packing group	III	
14.5. Environmental hazard	Environmentally hazardous	
14.6. Special precautions for user	Special provisions	223
	Limited quantity	5 L

Air transport (ICAO-IATA / DGR)

14.1. UN number	1791		
14.2. UN proper shipping name	Hypochlorite solution		
14.3. Transport hazard class(es)	ICAO/IATA Class	8	
	ICAO / IATA Subsidiary Hazard	Not Applicable	
	ERG Code	8L	
14.4. Packing group	III		
14.5. Environmental hazard	Environmentally hazardous		
14.6. Special precautions for user	Special provisions	A3 A803	
	Cargo Only Packing Instructions	856	
	Cargo Only Maximum Qty / Pack	60 L	
	Passenger and Cargo Packing Instructions	852	
	Passenger and Cargo Maximum Qty / Pack	5 L	
	Passenger and Cargo Limited Quantity Packing Instructions	Y841	
	Passenger and Cargo Limited Maximum Qty / Pack	1 L	

Sea transport (IMDG-Code / GGVSee)

14.1. UN number	1791		
14.2. UN proper shipping name	HYPOCHLORITE SOLUTION		
14.3. Transport hazard class(es)	IMDG Class	8	
	IMDG Subsidiary Hazard	Not Applicable	
14.4. Packing group	III		
14.5 Environmental hazard	Marine Pollutant		
14.6. Special precautions for user	EMS Number	F-A , S-B	
	Special provisions	223 274 900	
	Limited Quantities	5 L	

14.7. Maritime transport in bulk according to IMO instruments

14.7.1. Transport in bulk according to Annex II of MARPOL and the IBC code

Not Applicable

14.7.2. Transport in bulk in accordance with MARPOL Annex V and the IMSBC Code

Product name	Group
sodium hypochlorite	Not Available
sodium hydroxide	Not Available

14.7.3. Transport in bulk in accordance with the IGC Code

Product name	Ship Type
sodium hypochlorite	Not Available
sodium hydroxide	Not Available

SECTION 15 Regulatory information

Safety, health and environmental regulations / legislation specific for the substance or mixture

sodium hypochlorite is found on the following regulatory lists

- Australia Hazardous Chemical Information System (HCIS) - Hazardous Chemicals
- Australia Standard for the Uniform Scheduling of Medicines and Poisons (SUSMP) - Schedule 5
- Australia Standard for the Uniform Scheduling of Medicines and Poisons (SUSMP) - Schedule 6
- Australian Inventory of Industrial Chemicals (AIIC)

International Agency for Research on Cancer (IARC) - Agents Classified by the IARC Monographs - Not Classified as Carcinogenic

sodium hydroxide is found on the following regulatory lists

- Australia Hazardous Chemical Information System (HCIS) - Hazardous Chemicals
- Australia Standard for the Uniform Scheduling of Medicines and Poisons (SUSMP) - Schedule 10 / Appendix C
- Australia Standard for the Uniform Scheduling of Medicines and Poisons (SUSMP) - Schedule 5
- Australian Inventory of Industrial Chemicals (AIIC)

Additional Regulatory Information

Not Applicable

National Inventory Status

National Inventory	Status
Australia - AIIC / Australia Non-Industrial Use	Yes
Canada - DSL	Yes
Canada - NDSL	No (sodium hypochlorite; sodium hydroxide)
China - IECSC	Yes
Europe - EINEC / ELINCS / NLP	Yes
Japan - ENCS	Yes
Korea - KECI	Yes
New Zealand - NZIoC	Yes
Philippines - PICCS	Yes
USA - TSCA	All chemical substances in this product have been designated as TSCA Inventory 'Active'
Taiwan - TCSI	Yes
Mexico - INSQ	Yes
Vietnam - NCI	Yes
Russia - FBEPH	Yes
Legend:	Yes = All CAS declared ingredients are on the inventory No = One or more of the CAS listed ingredients are not on the inventory. These ingredients may be exempt or will require registration.

SECTION 16 Other information

Revision Date	28/06/2024
Initial Date	19/09/2023

SDS Version Summary

Version	Date of Update	Sections Updated
3.1	28/06/2024	Classification change due to full database hazard calculation/update.

Other information

Ingredients with multiple cas numbers

Name	CAS No
sodium hypochlorite	7681-52-9, 10022-70-5
sodium hydroxide	1310-73-2, 12200-64-5

Classification of the preparation and its individual components has drawn on official and authoritative sources as well as independent review by the Chemwatch Classification committee using available literature references.

The SDS is a Hazard Communication tool and should be used to assist in the Risk Assessment. Many factors determine whether the reported Hazards are Risks in the workplace or other settings. Risks may be determined by reference to Exposures Scenarios. Scale of use, frequency of use and current or available engineering controls must be considered.

Definitions and abbreviations

- PC - TWA: Permissible Concentration-Time Weighted Average
- PC - STEL: Permissible Concentration-Short Term Exposure Limit
- IARC: International Agency for Research on Cancer
- ACGIH: American Conference of Governmental Industrial Hygienists
- STEL: Short Term Exposure Limit

002 FILTRITE LIQUID CHLORINE

- TEEL: Temporary Emergency Exposure Limit,
- IDLH: Immediately Dangerous to Life or Health Concentrations
- ES: Exposure Standard
- OSF: Odour Safety Factor
- NOAEL: No Observed Adverse Effect Level
- LOAEL: Lowest Observed Adverse Effect Level
- TLV: Threshold Limit Value
- LOD: Limit Of Detection
- OTV: Odour Threshold Value
- BCF: BioConcentration Factors
- BEI: Biological Exposure Index
- DNEL: Derived No-Effect Level
- PNEC: Predicted no-effect concentration
- MARPOL: International Convention for the Prevention of Pollution from Ships
- IMSBC: International Maritime Solid Bulk Cargoes Code
- IGC: International Gas Carrier Code
- IBC: International Bulk Chemical Code

- AIIC: Australian Inventory of Industrial Chemicals
- DSL: Domestic Substances List
- NDSL: Non-Domestic Substances List
- IECSC: Inventory of Existing Chemical Substance in China
- EINECS: European INventory of Existing Commercial chemical Substances
- ELINCS: European List of Notified Chemical Substances
- NLP: No-Longer Polymers
- ENCS: Existing and New Chemical Substances Inventory
- KECI: Korea Existing Chemicals Inventory
- NZIoC: New Zealand Inventory of Chemicals
- PICCS: Philippine Inventory of Chemicals and Chemical Substances
- TSCA: Toxic Substances Control Act
- TCSI: Taiwan Chemical Substance Inventory
- INSQ: Inventario Nacional de Sustancias Químicas
- NCI: National Chemical Inventory
- FBEPH: Russian Register of Potentially Hazardous Chemical and Biological Substances

This document is copyright.

Apart from any fair dealing for the purposes of private study, research, review or criticism, as permitted under the Copyright Act, no part may be reproduced by any process without written permission from CHEMWATCH.

TEL (+61 3) 9572 4700.